

---

## Instructions on accessing your journal's content on your new app

There are three main methods to access content on your journal app depending on how you normally view your journal online.

**1. Do you normally access journal content through your society or organization's website?**

Please follow instruction set 1 'Society member instructions' to access your app.

**2. **Relevant to most ICS members:** Are you a society member (or individual) who accesses your journal's content by logging directly into a personal Wiley Online Library account?**

Please follow instruction set 2 'Society member instructions' to access your app. (For users whose WOL access isn't provided via an institutional network)

**3. Are you an institutional subscriber, who accesses journal content through a Wiley Online Library account linked to an institution?**

Please follow instruction set 3 'Institutional Subscriber App Instructions' to access your app.

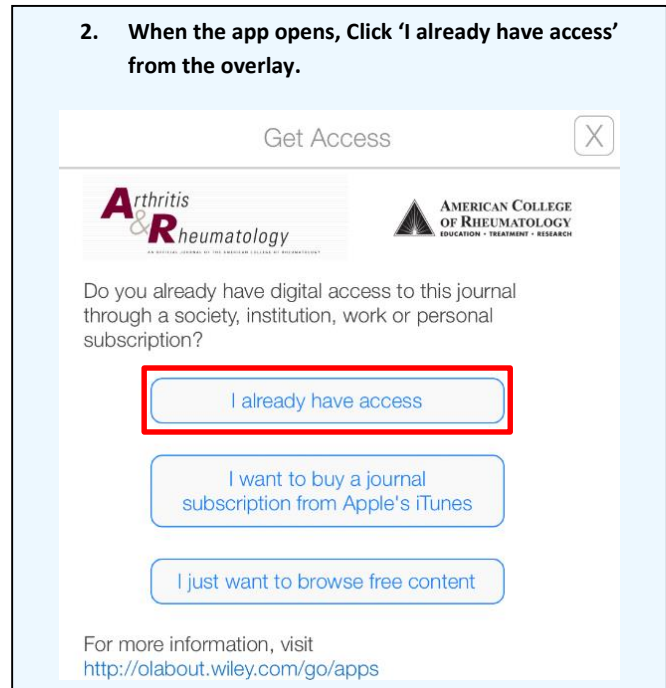
# 1. Society member app instructions who access content via a Society website (TPS)

Journal App Access instructions for Society members who normally access Wiley content through their Society website.

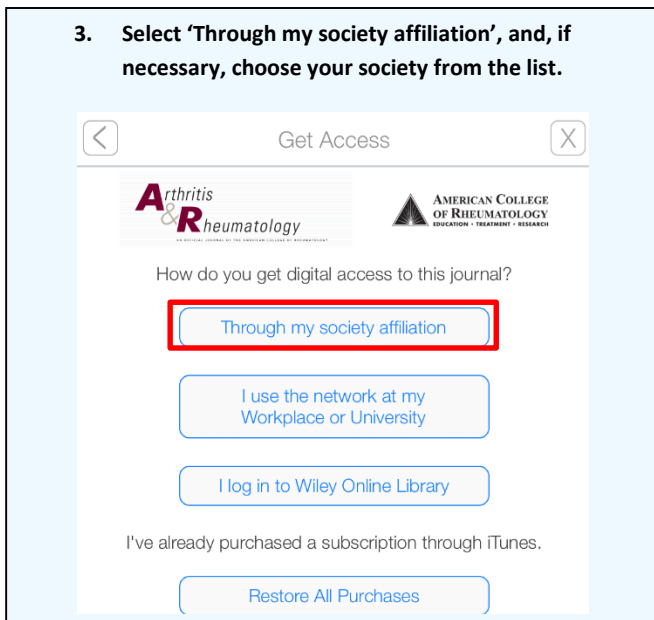
1. Download your journal app from the Apple App Store (click the link below.) (add hyperlink to the app on the store image below.) Launch the app from the 'Newsstand' on your device.



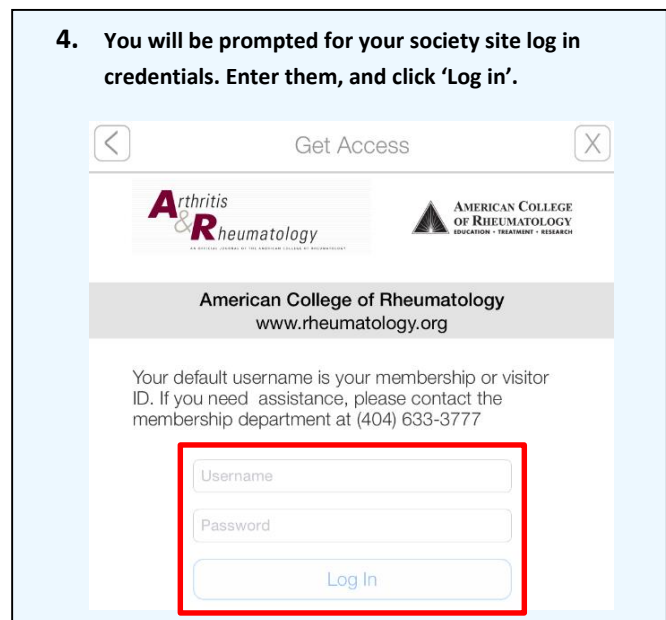
2. When the app opens, Click 'I already have access' from the overlay.



3. Select 'Through my society affiliation', and, if necessary, choose your society from the list.



4. You will be prompted for your society site log in credentials. Enter them, and click 'Log in'.



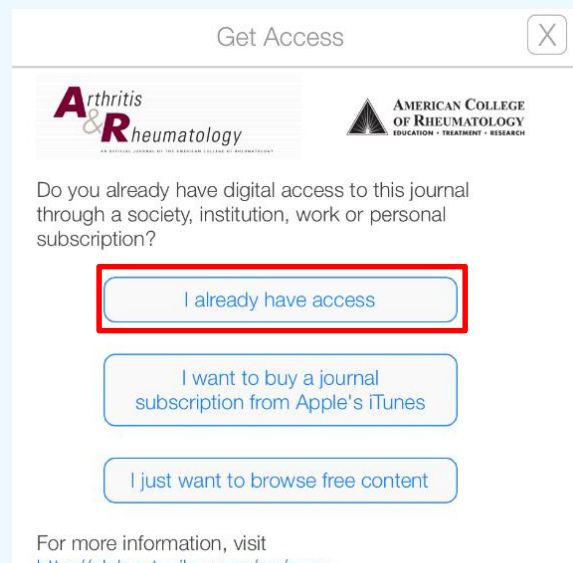
## 2. Society member app instructions who access content via a Wiley Online Library account (non TPS)

Journal App Access instructions for Society members and individuals who normally access Wiley content directly through an individual Wiley Online Library account they set up previously.

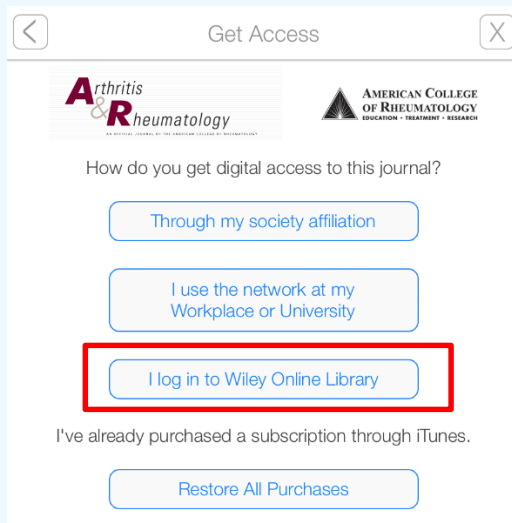
1. Download your journal app from the Apple App Store (click the link below.) (add hyperlink to the app on the store image below.) Launch the app from the 'Newsstand' on your device.



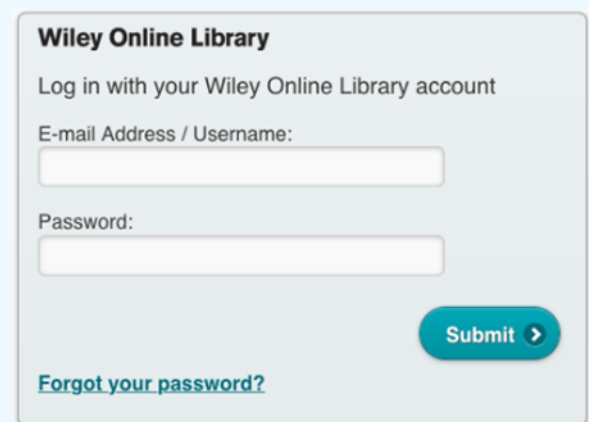
2. When the app opens, Click 'I already have access.' from the overlay.



3. Select 'I log in to Wiley Online Library.'



4. You will be presented with the screen below. Simply enter your Wiley Online Library username and password, and hit the 'submit' button.



### For general registration customers:

As part of your new society member package you will have received instructions for setting up digital journal access through Wiley Online Library. Setup involves creating an account on Wiley Online Library and entering an access code that was provided by the society. Once you have completed this setup process, use your WOL account to log in to this app to unlock your subscription content following the steps outlined above.

### 3. Institutional subscriber app instructions

This model is based on accessing individual journal content your library or institution has purchased. In order to access your app's licensed journal content, **you must be located within your institution's network** the first time you log in. We recommend completing the following 6 steps:

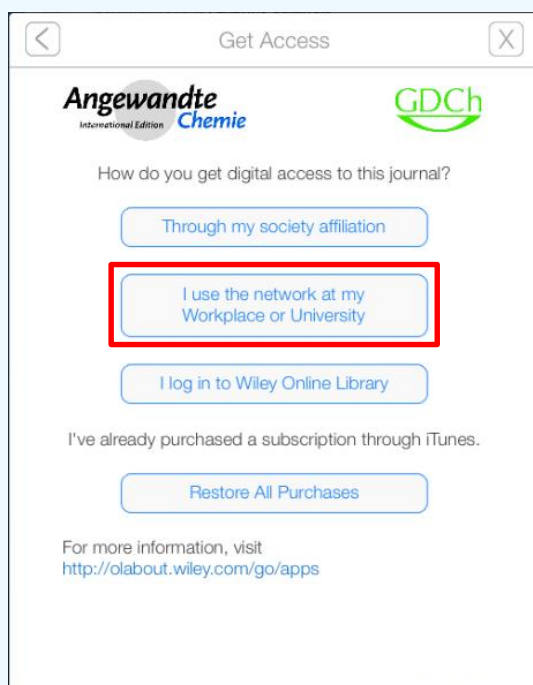
1. Download your journal app from the Apple App Store (click the link below.) (add hyperlink to the app on the store image below.) Launch the app from the 'Newsstand' on your device.



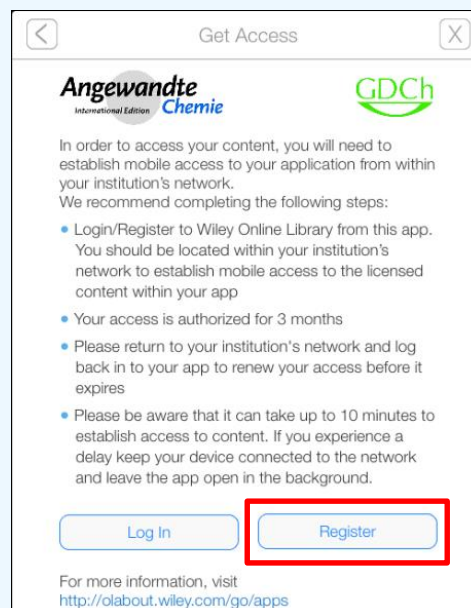
2. When the app opens, Click 'I already have access' from the overlay.



3. Select 'I use the network at my workplace or university.'



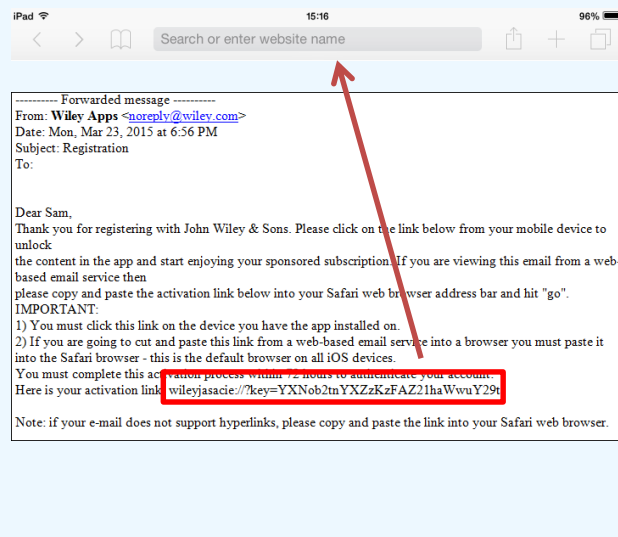
4. You will be presented with the screen below. The first time you use the app you will need to select the 'Register' button, if you haven't registered a Wiley Online account previously. Otherwise click 'Log-In.'



5. If you clicked the 'Register' button you will be asked to enter your details, which will be used to verify your access to Wiley content. Once you have completed the form, hit the 'submit' button.

The screenshot shows a mobile registration form titled "Register". At the top, there are logos for "Angewandte International Edition Chemie" and "GDCh". The form contains several input fields: "First Name", "Last Name", "email@email.com", "confirm email address", "password", and "confirm password". Below the fields is a link for "View Wiley Online Library Terms and Conditions" and a blue "Submit" button, which is highlighted with a red rectangle. At the bottom, there is a note: "For more information, visit <http://olabout.wiley.com/go/apps>".

6. An email will be sent to the email address you just registered. If you are using an iOS mail client simply tap the link within the email to open the app and start accessing content. If not, simply cut and paste the link into the Safari web browser.

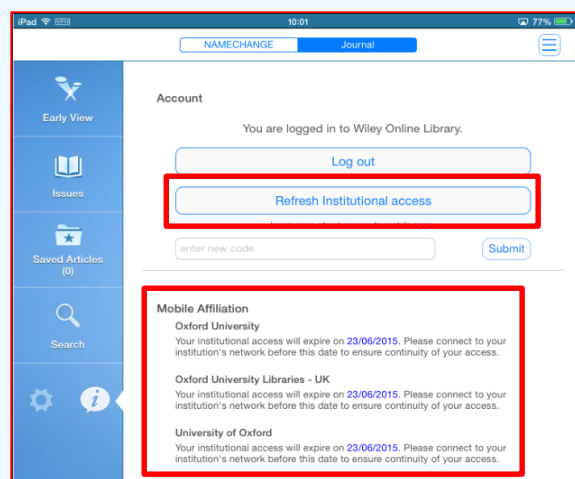


7. If you already have an Online Library Account, and clicked the 'Log-In' button, please enter the username and password that you registered previously. Once entered, click the 'submit' button. (It can take up to 10 minutes to process the request.)

As long as your device connects to your institution's network every 3 months, the access to content through your app will continue uninterrupted.

The screenshot shows the Wiley Online Library login page. It has a header "Wiley Online Library" and a sub-header "Log in with your Wiley Online Library account". There are two input fields: "E-mail Address / Username:" and "Password:". A blue "Submit" button is at the bottom right. A link "Forgot your password?" is at the bottom left.

8. The app will attempt to automatically refresh institutional access when you are on the network. To check, click on the Information Button, where the date that access will run out is visible, and a button can be tapped to manually trigger refreshed access.



## For Assistance

---

If at first you don't see the overlay instructions described and shown in the instructions above, tap "Settings" (Gear Icon), then tap "Get Access."

You will then be presented with the onscreen instructions outlined above.

We welcome feedback! If you have ideas for new features, or want to give us feedback on the app, please visit our Ideas Portal: <https://wileyapps.ideas.aha.io/ideas/new>

Customer Support issues: Ask A Question at: <http://onlinelibrary.custhelp.com>

Wiley Online Library technical issues: [onlinelibraryhelpdesk@wiley.com](mailto:onlinelibraryhelpdesk@wiley.com)