

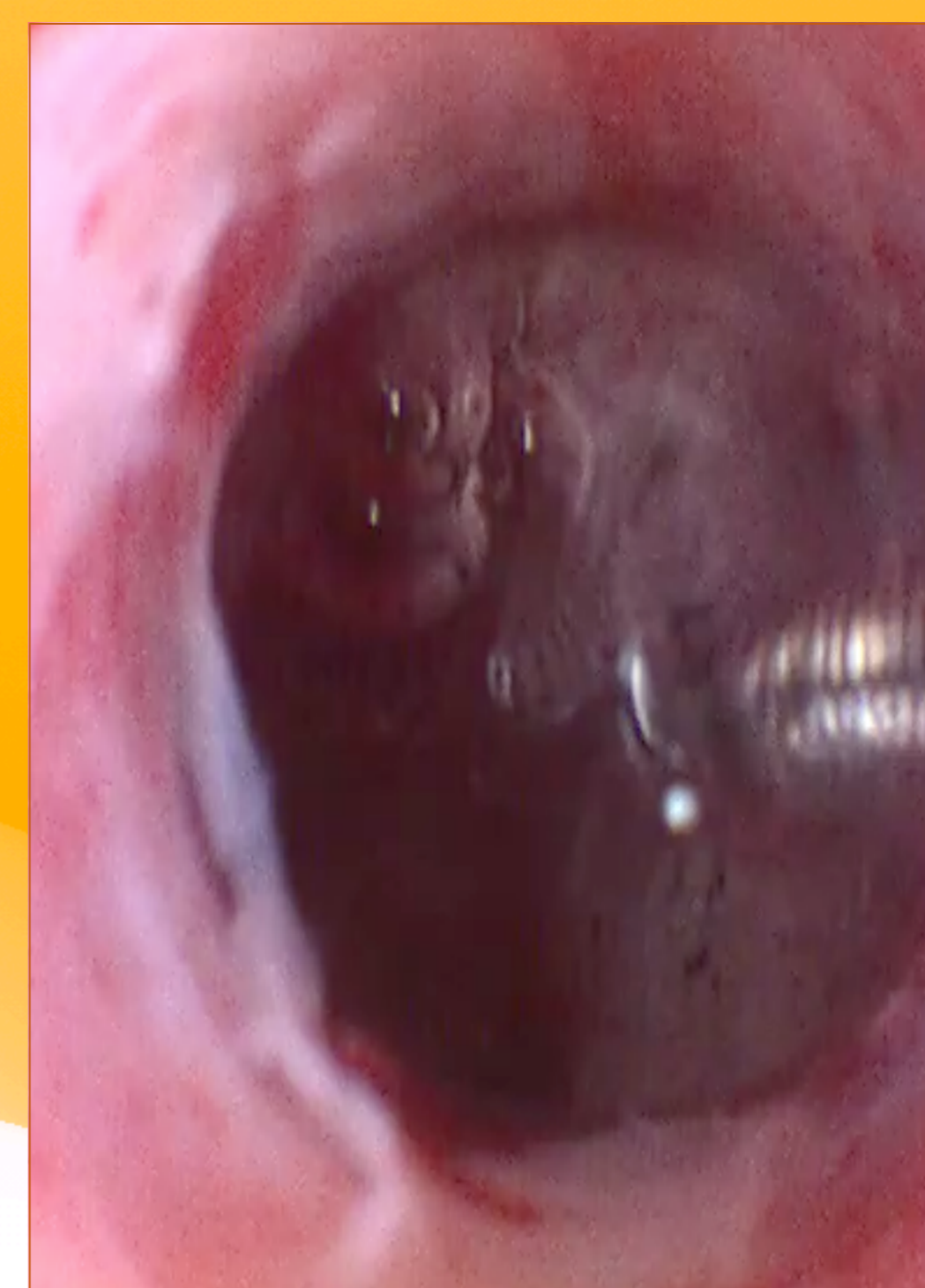
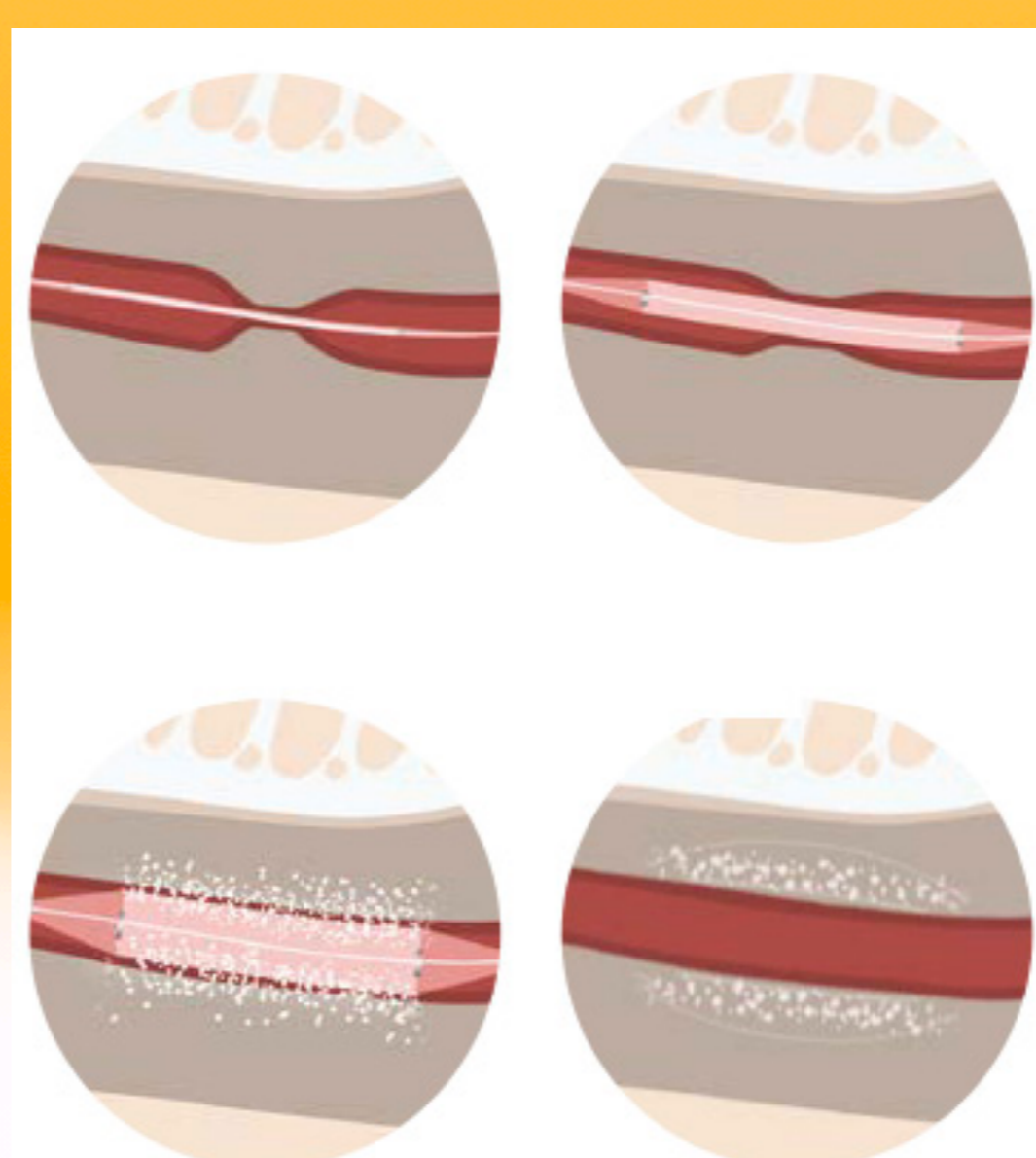
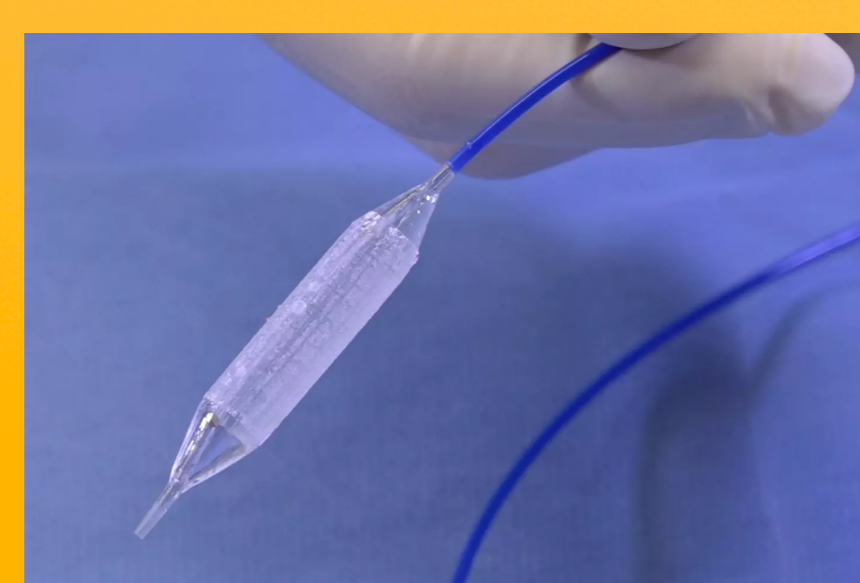
Initial experience with Optilume® drug-coated balloon to treat urethral stricture

Padilla-Fernández, B.; Urrea-Serna, C.; García-Gómez, F.; Noya-Mourullo, A.; Gómez-Aristizábal, A.L; Arqued-Sanagustín, J.A; Cubillo-Jiménez, J; Sánchez-Sánchez, P; Martín-Parada, A; Márquez-Sánchez, M.T.; Heredero-Zorzo, Oscar; Lorenzo-Gómez, M.F.
1. Universidad de La Laguna; 2. Hospital Universitario de Salamanca; 3. Hospitales San Roque; 4. Universidad de Salamanca.

AIM: Reporting the initial experience with Optilume® urethral drug-coated balloon.

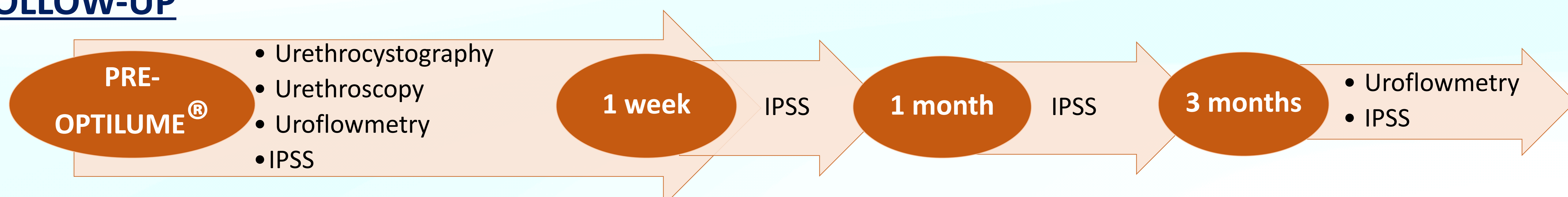
Optilume®

- Pneumatic dilation with intraurethral administration of Paclitaxel
- Antifibrotic and antiproliferative properties



Patients with **clinically significant** penile and bulbar **urethral stenosis** who are candidates for dilation with **Optilume®** urethral drug-coated balloon. Surgeries were performed in an **outpatient regimen**.

FOLLOW-UP



RESULTS (n=15)

Mean age: 69 years
Mean length of stenosis: 1.8 cm
Mean time per procedure: 45 min
Well tolerated

Qmax before surgery: 4 ml/s
Qmax 3 months after surgery: 16 ml/s
Mean IPSS improvement (3 months) 17.8 points
* 1 patient with UTI

CONCLUDING MESSAGE

Pneumatic urethral dilation with Optilume® urethral drug-coated balloon as an **outpatient surgery** is a **minimally invasive, efficient and technically simple** procedure, with practicable **no rate of major complications** and **well tolerated**, with a **significant improvement in the voiding quality** of patients three months after the procedure.